



**HETTA**  
SUPPLY

HETTA  
SUPPLY



STONE  
WOOD  
ROUND  
SQUARE

*Fire has accompanied man since the beginning of civilisation. Hetta hearths are an attempt to return to the roots, to social gatherings around the fire. Fire, which is closed in a modern and almost indestructible form.*

---

# HETTA

## SUPPLY

---

STONE



WOOD



**ROUND**




*SQUARE*





# HETTA ***STONE***



**STEEL**  
HETTA *MOON*



**CORTEN**



**BLACK STEEL**


**SIZE**  
HETTA *MOON*



**100**



**120**



# STEEL

HETTA *ROUND*



BLACK STEEL



CORTEN



INOX



ALU - INOX

# SIZE

HETTA *MOON*



120




150



HETTA **WOOD**



**150** CORTEN



HETTA  
SUPPLY

# PRODUCT PREMIUM.

Hetta hearths are a product created for the most demanding of customers who appreciate refined products made of high-quality materials. To create Hetta products, we use only the best, certified materials which are sourced from suppliers located all over Europe. Our goal is to provide our customers with products that will remain functional and trouble-free for generations to come.





# HETTA *ROUND*



## 120

The smallest firepit on our offer. Its size perfectly matches terraces or smaller gardens. Has wood compartments in length of up to 25 cm. Due to its light weight it can be moved by two persons.

Dimensions 120cm  
Height : 40 cm  
Combustion chamber diam. : 60 cm

## 155

A hearth of the most universal size and perfect proportion.

It was designed to secure comfortable distance from fire and to make the wood compartment ideally fit wood chunks of standard dimensions (30 cm).

Dimensions 155 cm  
Height : 42,5 cm  
Combustion chamber diam. : 70 cm

## 230

A powerful hearth ideal for hotels, golf courses and large gardens next to exclusive villas. Very large usable area makes it possible to sit on the firepit and safely relish the warmth of fire. Its weight, 850 kg, and size make it a dominant feature in the garden.

Dimensions 230 cm  
Height : 50 cm  
Combustion chamber diam. : 90 cm

# SIZE

## HETTA *ROUND*



120



155



230

# STONE

## HETTA *ROUND*

### CONCRETE

HPC is high-value mixture of highly-durable and elastic concrete. It is unusually resistant, even if collided with a heavy wood chunk.

To protect the surface of the concrete from permanent stains it is coated with water and grease-resistant preservative.

HTC is perfectly suited to the landscape of modern gardens.

### MONUMENTAL

Monumental granite is a deep black gemstone with delicate, lighter patches extracted in an African mine. It is highly-resistant to soil and mechanical damage. Flame-treatment gives it matt and spatial structure. Monumental granite is an exquisitely noble material suited to every garden - both modern and classic.

### VISCOUNT WHITE

Viscount granite is Indian granite of highest quality with distinct and subtle pattern. Exceptionally weather-proof and hard.

Due to fire-treatment, its surface is lightly rough with matt finish. Its white colour sprinkled with dark specks is a classic combination matching all types of gardens.



CONCRETE



MONUMENTAL



VISCOUNT WHITE

## BLACK STEEL

Black steel is high-quality structural steel (S355) with a thickness of 3.4 and 8 mm. Remarkably fail-safe and temperature-resistant. It is additionally coated with thermic paint and high-hardness basic paint to protect spots vulnerable to scratches.

## CORTEN

Corten steel is a combination of steel and copper patented by a Finnish company Ruukki. This material does not require impregnation because, exposed to the influence of weather conditions, it covers with a rusty-coppery patina. This effect protects the steel from further corrosion and high temperature of fire. Corten steel is currently a very popular material to match well with prolific vegetation.

## INOX

INOX, that is pure stainless steel, is a solution of highest quality and extraordinary durability. Possibly most durable and resistant to all kinds of weather conditions. It requires no additional protection and remains intact throughout its entire lifetime. Perfectly goes with modern architecture and futuristic forms.

## ALU- INOX

Aluminum & INOX is a combination of anodised aluminum and high-quality stainless steel. Anodising is a technique of colouring aluminum with electric current impulses, which guarantees high surface durability and exquisite look as seen in, e.g. Apple products. Stainless steel is used in locations exposed to high temperatures and with increased risk of mechanical damage.

# STEEL

## HETTA *ROUND*



BLACK STEEL



CORTEN



INOX



ALU - INOX

HETTA *ROUND*



**155** ALU-INOX  
MONUMENTAL



HETTA  
SUPPLY

HETTA *ROUND*



**155** CORTEN  
CONCRET



## DESIGN

by TOMO CIOFANI

The Hetta hearth was created as part of our work with the TOMO CIOFANI. Tomo specialises in combining innovative technology and classic beauty, which is why when we proposed designing a hearth made of classic and durable materials, a seemingly simple product, they suggested that we use the most innovative production processes, such as welding using an industrial robot and CNC laser cutting. These processes ensure that our hearths always come out perfect and thus are products of the highest quality.





# HETTA *SQUARE*



# STEEL

HETTA *SQUARE*



BLACK STEEL



CORTEN

# SIZE

HETTA *SQUARE*



120



140



180



INOX



ALU - INOX

---

# STONE

HETTA *SQUARE*



CONCRETE



MONUMENTAL



VISCOUNT WHITE




HETTA *SQUARE*

**140** BLACK STEEL  
CONCRETE

HETTA *SQUARE*



**140** ALU - INOX  
MONUMENTAL





*HETTA SUPPLY Europe  
by Brzozowski ABP sp. z o.o.  
ul.Świętego Jana 11/4  
Katowice 40-012*

*[www.hettasupply.com](http://www.hettasupply.com)*